



Total Tax Contribution Chile 2022

May 2023





The creation of sustainable and long-term value for communities is directly influenced by correct and transparent tax management by companies.

We are facing significant challenges as a company and economic system, which is why the concept of value creation inspired by Stakeholder Capitalism takes on particular relevance. The metrics used to evaluate the profitability and stability of a company must reflect an integrated approach to long-term sustainability. We cannot measure a company's success only using traditional financial indicators; we must integrate measuring and communicating quality performance and sustainable development of communities, the planet, people, suppliers, customers, and investors.

In this context, we publish our Tax Transparency Report, as tax contribution evidence is paramount to be represented for all, being the value distributed to communities a critical component. Paid taxes are a wealth redistribution mechanism promoting society's growth and part of our company's contribution to the development of communities.

This year we are delighted that Enel Chile has reached first place in the ranking of IPSA companies with greater sustainability and tax transparency compliance, based on research by academics from the PUCV and Universidad Austral de Chile.

We understand transparency as a factor that favors sustainable development and an essential dimension of sustainable financing. We will continue to move forward to generate value for all our stakeholders.



Giuseppe Turchiarelli

CFO, Enel Chile

Content

1. Enel Chile's Tax Strategy, Governance and Principles	4
Tax Transparency approach.	5
Tax governance, control and risk management.	10
Transparent relationship with stakeholders	12
2. Background and purpose of this report.	13
Purpose and scope of the report.	14
TTC Methodology.	15
3. Executive Summary.	20
4. TTC of Enel Chile in 2022.	24
Total Tax Contribution in 2022.	25
Analysis of taxes borne.	26
Analysis of taxes collected.	30
TTC Indicators.	33
5. Comparative Indicators.	36
Effective corporate income tax rate.	37
Comparison of Enel's ETR with other companies in Chile	38
Comparison between Enel Chile's nominal and effective tax rate	39
Enel Chile's Tax Contribution in economic and social terms.	40
6. Other payments made to the public administration.	41
Other payments made to public administrations.	42
7. Annexes.	43
Annex I: TTC of Enel Chile in 2021	44
Annex II: List of Taxes	45
Annex III: Methodology for the comparative analysis of the effective rate in corporate income tax	46



1. Enel Chile's Tax Strategy, Governance and Principles



Tax Transparency approach*

Enel Américas is an industrial group whose main activity involves energy generation, distribution and sales. The choice of countries where the Group operates is guided by business assessments.

Tax strategy

Since 2017, the Enel Group has adopted a tax strategy, which was approved by the Board of Directors of Enel Américas in 2020, as a set of principles and guidelines inspired by values of transparency and legality, which is published on the website: www.enel.cl. The Group's subsidiaries are required to adopt the tax strategy approved by the Parent Company, thereby assuming the responsibility of ensuring it is acknowledged and applied.

Tax strategy objectives

Enel's Board of Directors sets out the tax strategy of the entire Group, with the aim of ensuring uniform tax management for all entities involved. The strategy is underpinned by the following approach:

- ✓ correct and timely determination and settlement of taxes due under the law and implementation of the respective obligations;
- ✓ correct management of the tax risk, which is the risk incurred for the violation of tax rules or abuse of the principles and purposes of the tax system.



*The tax transparency approach contained herein was provided by Enel Group.

Tax Transparency approach

Tax strategy principles

The tax strategy principles are the guidelines for Group companies, underpinning their business operations when managing the fiscal variable. The principles also require suitable processes to be adopted to ensure their effectiveness and application.



Values

In line with its sustainability strategy, the Group acts in accordance with the values of honesty and integrity in its tax management, being well aware that tax revenue is one of the main sources of contribution to economic and social development of the countries where it operates.



Legality

The Group pursues behaviour geared towards compliance with the applicable tax rules and is committed to interpreting them in a way that respects both the substance and form.



Tone at the top

The Board of Directors has the role and responsibility of leading the dissemination of a corporate culture based on the values of honesty and integrity and the principle of legality.



Transparency

The Group maintains collaborative and transparent relations with tax authorities, enabling them - among other things - to gain a full understanding of the facts underlying the application of tax rules.



Shareholder value

The Group considers tax to be a business cost and, as such, believes that it must be managed in compliance with the principle of legality, with the aim of safeguarding the Group's assets and pursuing the primary interest of creating value for shareholders in the medium to long term.

Tax Transparency approach

Governance

Enel Group ensures that the tax strategy is acknowledged and applied within the Company through the governance bodies. Its interpretation is left to the Parent Company, through the Tax unit, which also manages its periodic updates.

Compliance

The Group entities must respect the principle of legality, by swiftly applying the tax laws of the countries where the Group operates, to ensure that the wording, spirit and purpose of the applicable tax rule or system is respected. Moreover, Enel Group does not undertake behaviours or domestic or cross-border operations that result in purely artificial constructions, that do not reflect the economic reality and from which it is reasonable to expect undue tax advantages, where they conflict with the purpose or spirit of tax provisions or system in question and give rise to double deduction, deduction/non-inclusion or double non-taxation, including as a result of any divergence between the tax systems of different jurisdictions.



Tax Transparency approach

Intercompany transactions

All intercompany relationships between the entities of the Group are determined, for tax purposes, in accordance with the arm's length principle, as stated in the OECD (Model Tax Convention and Transfer Pricing Guidelines), in order to align, as correctly as possible, the conditions and transfer prices with the places of value creation within the Group. When Group entities operate in countries where OECD derivation rules are not recognized, transfer pricing policies will have a double objective: on the one hand, to ensure consistency between the place of production of the value and the place of appraisal, and, on the other, avoid double taxation cases. To avoid tax risks, the Enel Group, in compatibility with the applicable discipline, promotes the stipulation of ruling with the local tax authorities, with the aim of defining methods for determining transfer prices, attribution of profits and losses to permanent establishments and application of the rules relating to cross-border flows between Group entities.



Tax Transparency approach

Low-tax jurisdictions

The Enel Group does not engage in conduct or carry out operations, local or cross-border, that result in completely artificial constructions that do not reflect economic reality and from which it is reasonable to obtain undue tax benefits, because they are against the purposes and the spirit of the provisions and of the reference tax system, generating double deduction cases , deduction/non-inclusion or double non-taxation, in turn as a result of the asymmetries between the tax systems of the different jurisdictions involved.

Tax Management

Recognizing that the most effective way to guarantee compliance of its own work with the relevant tax discipline is to adopt an adequate internal control system, the Group implements and applies the Internal Control System and Risk Management System (SCIGR) – starting with Enel Spa, the Group's main company, gradually extending it to the companies relevance in the group – a Tax Control Framework, in line with the OECD guidelines. It guarantee that the units of the Group that manage taxation (from the Holding to the entities, when they exist), have in their endowment the resources (human, material, financial) and of suitable organizational relevance to guarantee the development of the relevant functions. The Group uses technology in the tax field, to maximize the quality and accuracy of the data that supports the management of taxation and the related declarations.



Tax governance, control and risk management

Governance body

In Enel's organizational model, the Holding Company's Tax Affairs unit is tasked – among other things – with developing the Group's tax strategy, identifying, analyzing and managing the various optimization initiatives, monitoring the key tax issues and providing its support to the various Business Lines. Alongside the Holding Function, the Tax Affairs units of the various countries – acting in accordance with the values and principles of the tax strategy set out by the Holding Company – are responsible for managing compliance, tax planning and tax monitoring at local level.

Organization

The Enel Group has adopted a set of rules, procedures and standards which are part of the Group's wider organization and control system and which are considered key points of reference that all parties, depending on their type of relationship with the Group, are required to observe¹. The various policies and procedures applicable both at Group level and country level govern the activities, as well as their management procedures and Tax Affairs responsibilities including in relation to other corporate Functions. These documents are published on the company Intranet and are accessible to all Enel people; they form the general rules of conduct applicable within the Group when carrying out activities. Specifically in relation to taxation, in addition to the tax strategy there are specific organizational documents – both at global and local level – regarding the processes of tax compliance, tax planning, tax monitoring, transfer pricing and tax risk management.

¹For example: Code of Ethics; Zero Tolerance of Corruption Plan; Enel Global Compliance Program (EGCP), corporate policies, models and procedures; the tax strategy; the Internal Control and Risk Management System; the proxy system; the sanctions system referred to in the applicable CCNL (national collective bargaining agreement); any other documentation relating to the current control systems; the relevant accounting standards; procedures and IT applications.

The Tax units must be the appropriate size and equipped with the necessary skills to perform the role of a decision-making analysis center within the governance and business processes, in addition to the role of overseeing performance. For this purpose, specific and ongoing training initiatives on tax issues at both country and global level are set up, with recurring meetings between all of the Group's Tax Managers in order to ensure the appropriate alignment.



Tax governance, control and risk management

Tax risks

The Group has a Tax Control Framework (TCF) whose main aim is to provide the Tax units with a single and consistent set of guidance for adopting a correct and effective approach to tax risk management within the Group. The framework sets out guidelines and methodological rules so as to consistently assess, monitor and manage the relevant tax risk for the Group companies, in accordance with the principles and guidelines set out by the tax strategy and Tax Risk Policy, and in the awareness that the Group companies operating in different jurisdictions must adopt the TCF with respect for the specific corporate context and domestic regulations of each individual country in question. In this regard, the Group has adopted a Tax Risk Policy whose main objective is to provide unambiguous and consistent guidance to the tax units when implementing the TCF at local level.

In this regard, the Group has adopted a Tax Risk Policy whose main objective is to provide unambiguous and consistent guidance to the tax units when implementing the TCF at local level.

In accordance with the established principles and guidelines, Enel Group aims to proactively manage the tax risk and believes that adopting a TCF can ensure the timely detection, correct measurement and control of the risk tax.

The task of the TCF is to identify the sources of tax risk for the purpose of compliance interpreting tax regulations, while mapping out the respective processes and activities in order to form a network of risk detectors, to be associated with the resulting control measures. In particular, as the set of detectors and control measures identify sources of risk, the TCF can perform a broad spectrum of control. As such, any materialization of the tax risk can be intercepted and managed by each Tax unit in question.

The effectiveness and ongoing updates of the TCF are ensured through periodic monitoring of the risk mapping, regular internal audit processes, as well as through the tax authority systems set out under cooperative compliance regimes (where implemented).

The results from the monitoring of tax risks are periodically brought to the attention of the competent Functions and corporate bodies, including to establish the most appropriate way to mitigate such risks. With regard to significant uncertain tax positions, reference should be made to the information and comments provided in the Integrated Annual Report 2021.

Mechanism for stakeholder reports

For the Enel Group, tax compliance is considered a key aspect of the Company's ethical and responsible management. As such, the violations that can be reported through the Company's internal channels also include those relating to tax. The Group's Code of Ethics is the framework of "ethical management" in which Enel operates, also tying in fully with the tax strategy. There are appropriate provisions on Code of Ethics violations to ensure its effective implementation, and these requirements must also be considered to cover the provisions of the tax strategy.

Transparent relationship with stakeholders

Enel Group ensures transparency and integrity in its relations with tax authorities, in the event of audits on both the Group companies and third parties. To consolidate this transparency with tax authorities, Enel Group promotes engagement in Cooperative Compliance schemes for companies that integrate the requirements of their respective domestic regulations in order to reinforce their relations. It also complies with the transfer pricing documentation provisions in accordance with OECD Guidelines, taking the “three-tiered approach” which is divided into: Master File, Local File and Country-by-Country Report. Moreover, to avoid double taxation, the Group promotes mutual agreement procedures for the settlement of international disputes (Mutual Agreement Procedure – MAP), which have the direct involvement of tax authorities from the contracting countries. Lastly, Enel consistently acts with a transparent and collaborative approach with all institutions and associations to support the development of effective tax systems in the various countries where it operates.


In 2019, Enel joined the European Business Tax Forum (EBTF), an association that aims to facilitate the public debate on taxation by providing a balanced and comprehensive perspective of the taxes paid by companies. This aim is pursued, in particular, by providing information and tax data to the various stakeholders. The Forum has published two studies relating to the EU/EFTA Total Tax Contribution for the years 2018 and 2019, which are available on the association’s website (ebtforum.org) and which report the aggregate data for the various types of taxes paid by the largest European multinational companies by turnover and/or by stock market capitalization, as well as, for the year 2019, a dedicated section with Country-by-Country Reporting.



EUROPEAN BUSINESS TAX FORUM

"European business engaging in the public tax debate"

2. Background and purpose of this report



Background and purpose of this report

Purpose and Scope

The PwC global network through different studies is interested in creating, maintaining, and strengthening links between companies and governments, as well as between companies and society. While the actions of companies, regardless of the industry sector to which they belong, are increasingly exposed to public scrutiny, it is essential to facilitate the dialogue between different participants, promote strong values and principles, and innovate through the exchange of analysis and ideas.

The aim of this report is to obtain and analyse the Total Tax Contribution data of Enel for 2021 and 2022.

The data for 2022, as well as the contribution profiles and indicator analysis have been compared with the equivalent data for 2021, analysing the resulting trend.

The contribution made by Enel Chile's activities to the Chilean budget, and the way in which Enel tax contribution is, is currently a matter of socio-economic debate.

In this context, and as shown in the current tax strategy of Enel, which is made public and shared on the Company's official website, complying with the tax legislation in force at any given time is part of the principles that inspire Enel's corporate responsibility, which is of the utmost importance to the Company.

Enel decides to voluntarily disclose this Total Tax Contribution report, to reflect the importance given by the Group gives to tax matters and its level of commitment with the main stakeholders. The information offered in this report makes it possible to identify measure and show the asset that represent Enel Chile's tax contribution and have a significant impact on its reputational value.



Explaining clearly the significance of Enel's tax contribution is a priority for the company for transparency and Corporate Social Responsibility.”

Background and purpose of this report

In this regard, this report aims to provide a broader scope towards the concept of Corporate Social Responsibility, promoting the social function derived from Enel Chile's tax contribution.

The method used to present the tax information provided in this report is intended to provide greater versatility and integrity to such tax information so that it can be presented in accordance with the parameters required by the different stakeholders.

The data compiled by PwC - TLS includes information received from Enel Chile, obtained from its own IT system and its internal working procedures. Our work has consisted of the analysis of the information supplied by Enel and verification of the consistency of the trends and figures reflected. Their origin has been neither verified nor audited.

Following the above, this report is based on the tax contribution numbers provided on April. Our research work ended on May 19th, 2023, therefore, significant events may have occurred after this date that would not be covered in this report.

Methodology.

The Total Tax Contribution (hereinafter “TTC”) methodology measures the total impact that represent the payment of taxes by a company. The methodology is simple, without using any tax technicality and therefore easy to understand for those with a limited knowledge of taxes.

TTC is a universal framework that seeks to provide an accurate and immediate summary of the taxes paid by the company in the jurisdictions in which it operates. It is implemented through the development of reports that contain benchmarks and indicators that explain the significant tax contributions of the company.

The Framework is built around two essential criteria: the definition of a tax and the distinction between taxes that are a company's cost (taxes borne) and taxes that the company collects on behalf of the government (taxes collected). The methodology may also include “other payments” made to the government.

The key points to be bear in mind in relation to this methodology are the following:



Background and purpose of this report

1. Distinguishes between taxes that are a cost for Enel Chile and the taxes it collects

Borne taxes are those that Enel Chile has paid to the Chilean Authorities of the different States in which it operates. These are taxes that represent an actual cost for the Company, e.g. income taxes, social contributions, property taxes, etc.

Collected taxes are those that have been paid in because of Enel Chile's economic activity but which, apart from the related management expenses, imply no cost for the Company. In this scenario the Company withholds on behalf of the government, e.g. employment taxes.

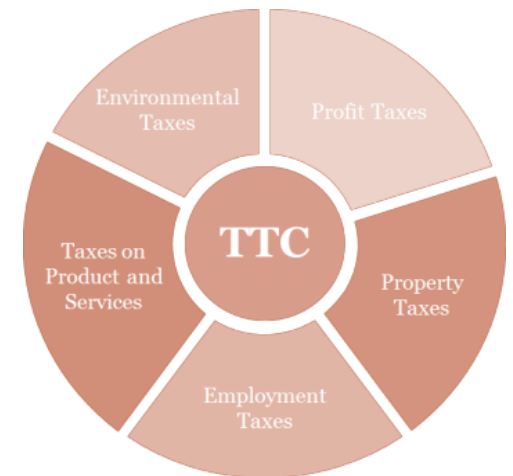
Nevertheless, these amounts are paid into the public coffers as a result of the economic activity carried out by Enel Chile.

Some taxes appear both as collected and borne taxes, either by their nature (e.g. non-recoverable VAT is considered a borne tax and net VAT, which contains taxes incurred on products/services offered by Enel Chile, is considered a collected tax) or by their incidence (e.g. stamp tax paid by the Company is a borne tax, while stamp tax withheld from the Company's customers is a collected tax).

In this regard, the TTC methodology is consistent with the approach adopted by the OECD, which highlights the relevance of the role played by business groups in the taxation system, both as contributors of taxes which imply a cost ("Legal Tax Liability"), and as "withholders" of taxes on behalf of others ("Legal Remittance Responsibility"), as stated in working paper no. 32. "Legal tax liability, remittance responsibility and tax incidence".

2. As taxes are given different names across countries, taxes borne and taxes collected have been grouped into 5 main categories:

The TTC has been used by companies in different countries. As taxes are given different names across countries, we identified five broad categories under which taxes borne and collected can be categorized ("the five Ps'):



Source: PwC

Background and purpose of this report

(i) Profit taxes: this includes taxes borne on the income obtained by companies, such as corporate income tax, the tax on economic activities and taxes collected in the form of withholdings on payments made to third parties.

(ii) Property taxes: these are taxes on the ownership, sale, transfer or tenancy of real estate. These may include taxes borne (e.g. taxes on ownership and occupation of the real estate) and taxes collected (e.g. rental of business premises collected by the landlord and paid to the government).

(iii) Employment taxes: these generally includes taxes on employment (including taxes on income and social security payments), taxes levied on the employer are considered borne taxes (e.g. social security contributions, health insurance/ pension/ disability contributions, payroll tax), and taxes levied on employees are considered collected taxes (e.g. taxes on income or social security contributions levied on employees, usually withheld by the employer).

(iv) Taxes on products and services: these considers indirect taxes on the production and consumption of goods and services, including VAT, customs duties, etc. It includes taxes and duties that are collected by companies in relation to the consumption of their own products and services, even though they may be paid to the seller or to the service provider, rather than directly to the government.

This section includes borne taxes, (e.g. consumption tax, turnover tax, customs taxes, non-recoverable VAT, etc.) and collected taxes (VAT, GST, etc.),

(v) Environmental taxes: Taxes levied on the supply, use or consumption of products and services which are considered to have an environmental impact. Taxes borne (e.g. tax on electricity production, tax on nuclear fuel production, tax on coal, etc.) and collected taxes (tax on electricity, tax on hydrocarbon, etc.).

In this regard, when classifying taxes as environmental, the agreed definition in the harmonized statistical framework developed in 1997 jointly by Eurostat, the European Commission, the OECD, and the International Energy Agency (IEA) has been used. According to this definition, environmental taxes "*are those whose base is a physical unit (or a proxy of a physical unit) of a material that has a proven, specific, negative impact on the environment. All taxes on energy and transport are included and all value-added-type taxes are excluded*".

Background and purpose of this report

3. It includes all tax payments made to Public Administrations

When considering the numbers reflected in this report, it should be noted that they include tax payments made to public administrations, which, given their nature qualify as taxes, although for historic or circumstantial reasons, they are not considered as such.

4. It can be tailored to the specific circumstances of the organization

The set of payments made to the public administrations that have been considered in this study, has been listed in the annex for illustrative purposes.

5. There are certain features with respect to Value Added Tax and equivalent taxes

Value-Added Tax (and equivalent taxes) is characterized as a tax on products and services collected, whose amount includes the result of the net payments made by Enel Chile to tax authorities in each of the jurisdictions in which it operates, during the corresponding period.

Thus, considering the mechanics of VAT, the figure indicated in this report includes the positive amount paid to the corresponding body, subtracting the VAT received.

On the other hand, amounts of VAT that are not recoverable (e.g. VAT paid to suppliers that cannot be deducted from the VAT paid by customers), will be considered as borne taxes on products and services, provided that they represent a cost for the Company.

6. Main assumptions made during the preparation of this report

(i) Scope*: this report accounts the 100% of the tax contribution made by companies whose accounts are consolidated with their parent company under the full consolidation method, provided that it has been possible to obtain the necessary information.

In particular, this report considers the tax contribution made by Enel entities in 2021 and 2022.

Finally, the scope of entities considered in the report is aligned with the CbCR scope.

(ii) Currency: This report considers the Chilean peso as the reporting currency.

Background and purpose of this report

(iii) Certain financial indicators:

- 1) **Revenues:** Corresponds to the sum of revenues of each entity within the scope.
- 2) **Wages and Salaries:** Is the sum of the wages and salaries of each entity within the scope (excluding social security contributions, incentives or benefits).
- 3) **Earning before taxes:** This report considers earnings before taxes data which is indicated as "EBT" in the local report. The amount of earnings before taxes excludes inter-company dividends distributed to regional entities in order to avoid doubling the income of various entities. Such calculation allows to reflect objectively the amount of earnings before taxes at the country level, to calculate the correct ETR (Effective Tax rate), since dividends usually have special tax treatments compared to other types of income (also called "participation exemption regime")
- 4) **Number of employees:** The number of employees is provided by the Human Resources Department at the central level and should be calculated as "Average number of employees".

5) Changes in methodology: From 2020 onward, new methodologies have been taken into account for the purpose of this report. Those changes are the following:

- 5.1) The definition of taxes does not include interest payments, fines or penalties.
- 5.2) Intercompany withholding taxes will not be reported as taxes collected. Instead, the withholding entity will recognize the amount withheld as taxes borne.
- 5.3) If income taxes show a negative balance (credit balance), this balance will be recognized as a negative amount, instead of recognizing it as zero (0).

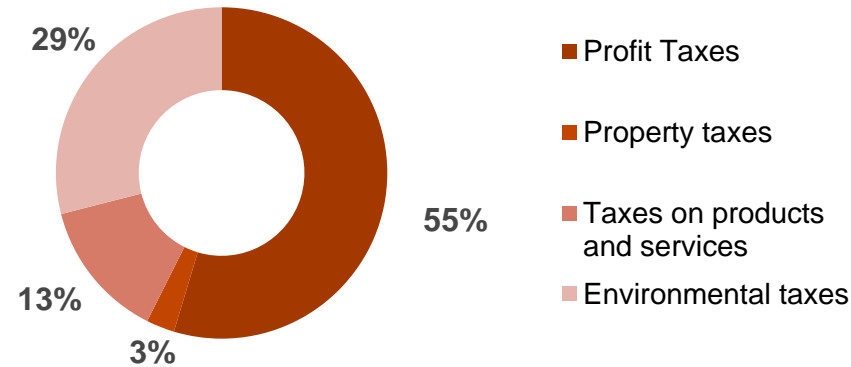
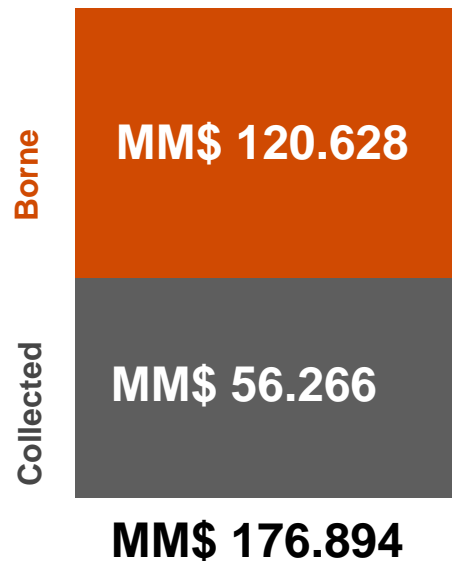
3. Executive Summary



Executive Summary

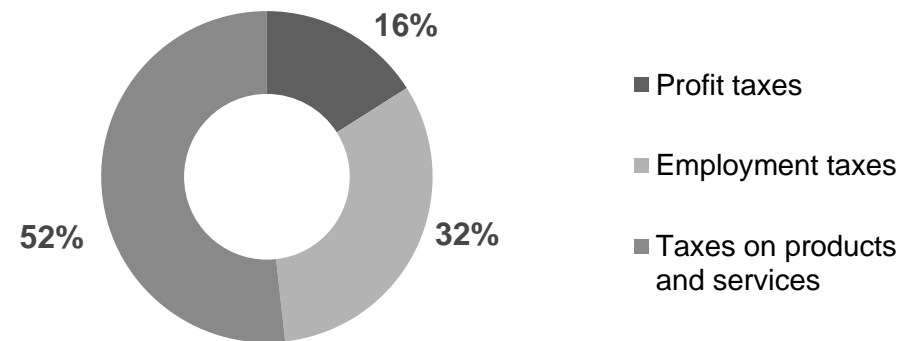
Total Tax Contribution

Enel Chile's **tax contribution** amounted to **176.894 millions pesos** in **2022**, of which **68%** corresponded to **taxes borne** and **32%** to **taxes collected**.



Tax Borne 2022

Tax Borne by Enel Chile in **2022**, amounted to **120.628 million pesos**, of which Profit taxes are the most important, accounting for **55%** of the **Tax Borne**.



Tax Collected 2022

Taxes collected by Enel Chile in **2022**, amounted to **56.266 millions pesos**, highlighting **Taxes on Products and Services**, mainly VAT, which accounted for **52 %** of the **Collected Taxes**.

Executive Summary

Distributed Tax Value 2022

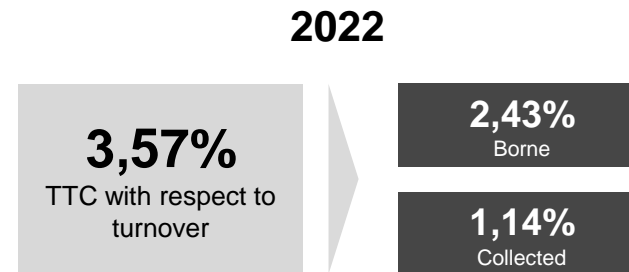
7%*

Total Tax Contribution Ratio
in 2022

During **2022**, the **Total Tax Contribution Rate** was low due to the **Benefit before Tax Borne**, that amounted **1.826.829 millions pesos**, compared to the total **Tax Borne** of the company that amounted **120.628 millions pesos**. The latter mainly due to i) The decrease of the **Profit Taxes** paid during **2022** due to an increase on the Exchange Rate, that generated a negative taxable basis (losses) in 2021; and ii) The profit that increased in **2022** due to the sell of Enel Transmisión Chile S.A., that will be taxed on FY 2023.

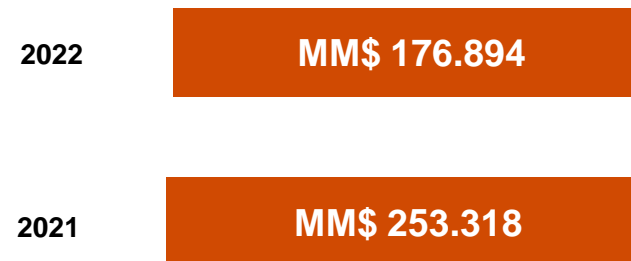
Executive Summary

Tax Contribution of Enel with respect to turnover in 2022 [2]



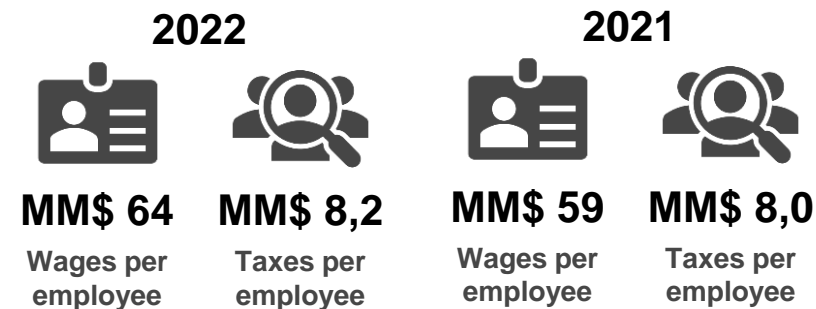
In relation to the size of its business, for every **100 Pesos** of the Company's turnover, **3,57 Pesos** are allocated to the payment of taxes, of which **2,43 Pesos** are **Tax Borne** and **1,14 Pesos** are **Tax Collected**.

Trend in TTC 2022-2021



Enel Chile's **Total Tax Contribution** in Chile has decreased by **30%** in relation to **2021**. This trend is due to a 13% decrease in **Tax Borne** compared to the previous year, which is mainly due to an decrease of **42.385 millions pesos** in **Income Tax** payment. Additionally, the **Tax Collected** decreased by 51% compared to **2021**, mainly due to lower payments on **Tax on products and services** in **51.894** and **51.984 millions pesos**.

Wages and taxes per employee in 2022 vs 2021



In **2022**, the **annual salaries per employee** and **annual taxes per employee** amounted to **64 million pesos** and **8,2 million pesos** respectively.

Compared to **2021**, the **annual salary per employee** has increased by **7,5%**.

4. TTC of Enel Chile in 2022



TTC of Enel Chile in 2022

Financial Data	2022 MM\$
Entities N°	18
Employees N°*	2.222
Revenues*	4.956.432
Wages and Salaries*	141.119
Interests*	139.262
Earnings before taxes*	1.772.124
Earnings before Borne taxes*	1.826.829
Earnings aafter taxes*	1.304.198
Income Tax*	467.927

TTC Indicators	2022 MM\$
Total Tax Borne	120.628
Total Tax Collected	56.266
Total Tax Contribution	176.894

Borne Tax	2022 MM\$
Income Taxes	65.922
Real Estate Taxes	3.328
Employment Taxes	-
Taxes on products and Services	16.411
Environmental Taxes	34.967
TOTAL	120.628

Collected Tax	2022 MM\$
Income Taxes	9.002
Real Estate Taxes	-
Employment Taxes	18.140
Taxes on products and Services	29.124
Environmental Taxes	-
TOTAL	56.266

Tax List	Categoría de impuestos	Tax Borne or Collected	2022 MM\$
Corporate Income Taxes	Income Taxes	Borne	65.922
Withholding on payments of non-residents	Income Taxes	Collected	9.002
Tax on real estate	Real Estate Taxes	Borne	3.328
Taxes withheld	Employment Taxes	Collected	17.941
Employee social security contributions	Employment Taxes	Collected	199
Non-Recoverable VAT	Taxes on products and services	Borne	2.223
Custom Duties	Taxes on products and services	Borne	2.687
Stam Tax	Taxes on products and services	Borne	11.500
VAT (Net Position)	Taxes on products and services	Collected	28.808
Withholding taxes on fees	Taxes on products and services	Collected	316
Hydrocarbon Tax	Environmental Taxes	Borne	10.689
Pollutant emissions tax	Environmental Taxes	Borne	24.278
TOTAL			176.894

Other regulatory Payments	2021
Mining and maritime concessions	169
Non-water uses patents	1.411
Commercial Licences	3.852

Total Payments to the Public Administration

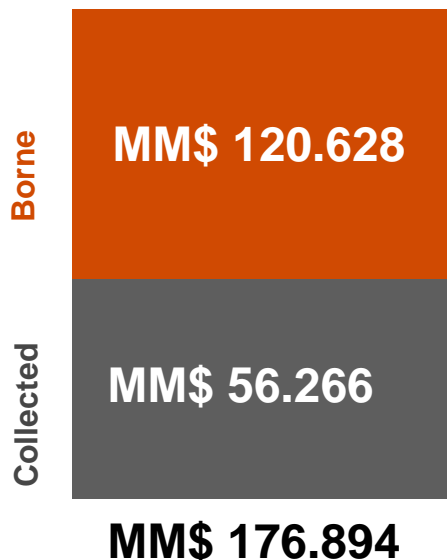
TTC Indicators	
1 Total Tax Contribution Ratio*	7%
2 TTC compared with revenues	3,57%
2.1 Revenue's Tax Borne	2,43%
2.2 Revenue's Tax Collected	1,14%
3 Wages and salaries per employee	64
4 Taxes paid per employee	8,1637

1. Tax Borne/ Earnings before taxes
2. Total Tax Contribution / Revenues
- 2.1. Tax Borne / Revenues
- 2.2 Tax Collected / Revenues
3. Wages and salaries / Average number of employees
4. Total employment taxes / Average number of employees

TTC of Enel Chile in 2022

Analysis of taxes borne

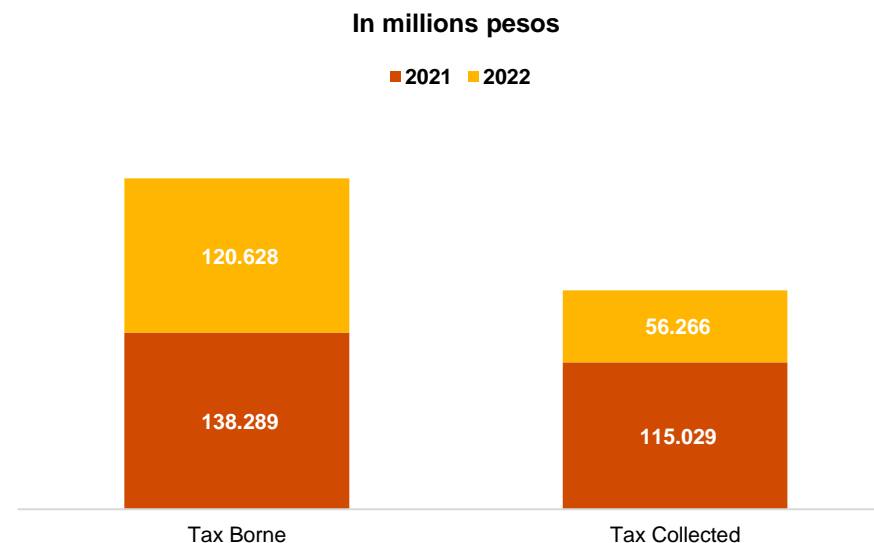
Analysis on the Total Tax Contribution 2022



The **Total Tax Contribution** of **Enel Chile** amounted to **176.894 millions pesos** during **2022**.

In this regard, **68%** correspond to **Tax Borne** that represent a cost for the Group, and the remaining **32%** relates to **Tax Collected** by the Group, for the performance of its economic activity.

Trend of the Total Tax Contribution



The decrease experienced by Enel Chile in its **Tax Contribution** in **2022** is mainly due to the trend of **Tax Borne** in the period **2021-2022**, which decreases by **13%**, and is mainly due to a decrease in the **Income Tax**.

Taxes Collected decreased by **51% in 2022**, due to lower pays in **VAT (Net Position)**.

TTC of Enel Chile in 2022

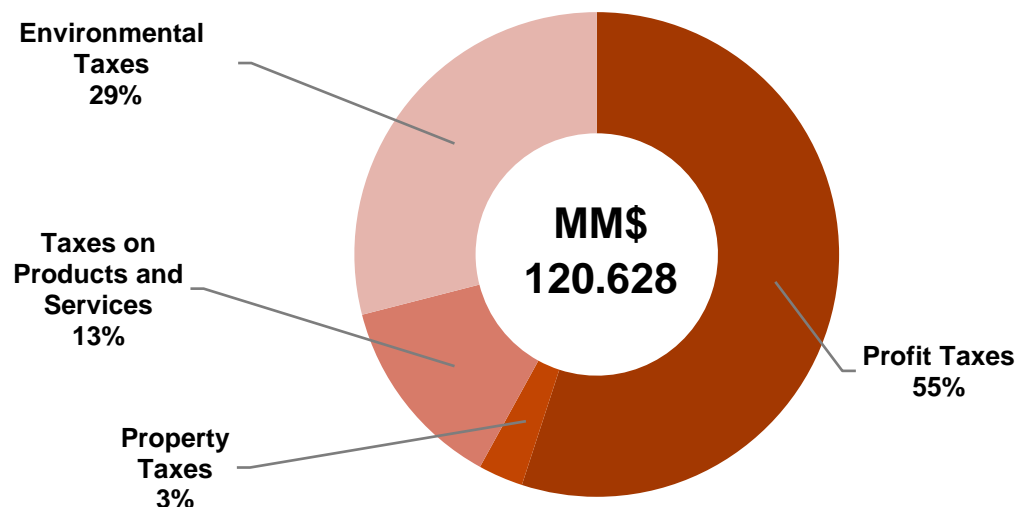
Analysis of borne taxes

Profile of taxes borne

The **Taxes Borne** by Enel Chile during **2022** amounted to **120.628 millions pesos**.

The **Profit taxes** borne by Enel Chile amounted to **65.922 millions pesos** representing a **55%** of the Total of **Tax Borne**.

Categories of taxes borne by Enel Chile in 2022



Profit taxes amounted **65.922 millions pesos**, which represents about **55%** of the **total taxes borne**.



Environmental taxes represented **29%** of the total **Taxes Borne** by Enel Chile, amounting to **34.967 millions pesos**, of which **69%** corresponds to **taxes on polluting emissions** and the remaining **31%** to the **tax on hydrocarbons**.



The **taxes on products and services** represent **14%** of the total **taxes borne** by Enel Chile. It includes **stamp tax**, **non-recoverable VAT** and **custom duties**, which amounted to **11.500 millions pesos**, **2.223 millions pesos** and **2.687 millions pesos** respectively.



Property taxes, which include **tax on real property** and **surtax**, represent **3%** of the **taxes borne** by the Group and amount to **3.328 millions pesos**.

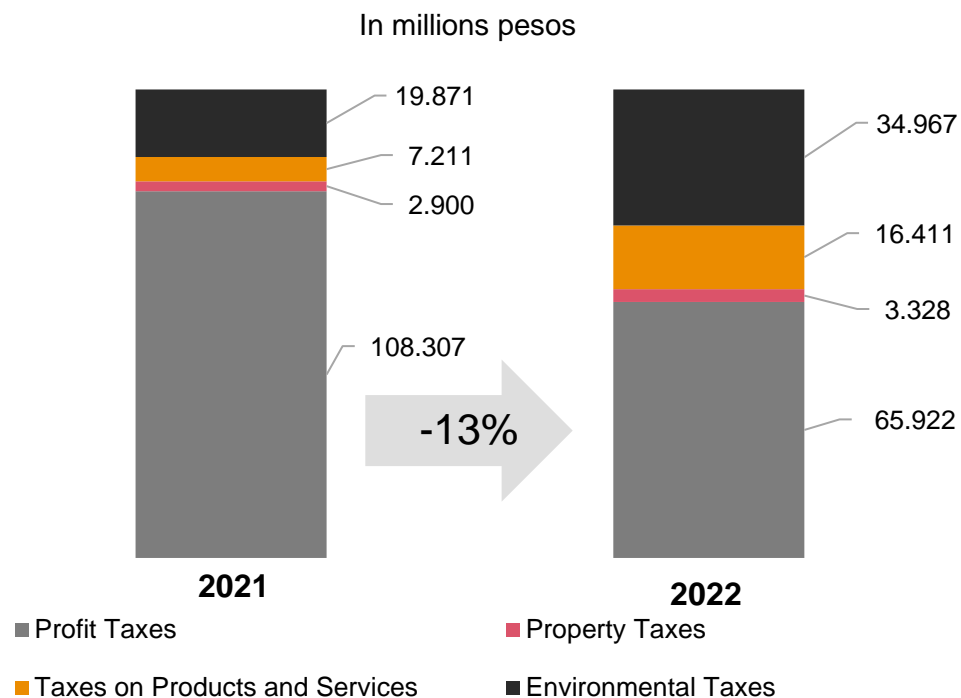
TTC of Enel Chile in 2022

Profile of taxes borne

Trend of taxes borne

The **Taxes Borne** show an downward trend in the last year, decreasing by approximately **17.661 millions pesos** which represents an decrease in relative terms of **13%** in **2022** compared to **2021**.

Development of taxes borne by Enel Chile in 2022



The main factors that have led to the decrease on **Tax Borne** are related with the decrease on **Income Taxes (ProfitTax)**, that decreased in **39%** compared to **2021**. This decrease is a consequence of: i) tax losses that were determined due to a higher Exchange Rate in **2022**; and ii) lower operational results of the company due to higher costs.



Environmental taxes suffered an increase of **76%** in **2022**, compared to **2021** emissions. This is due to: i) higher pollutant emissions in 2021 compared to 2020 due to a higher demand of energy; and ii) an increase in the payment of taxes due to the increase of the exchange rate, the latter as the commented tax should be paid in US dollars and a higher exchange rate compared to 2021.



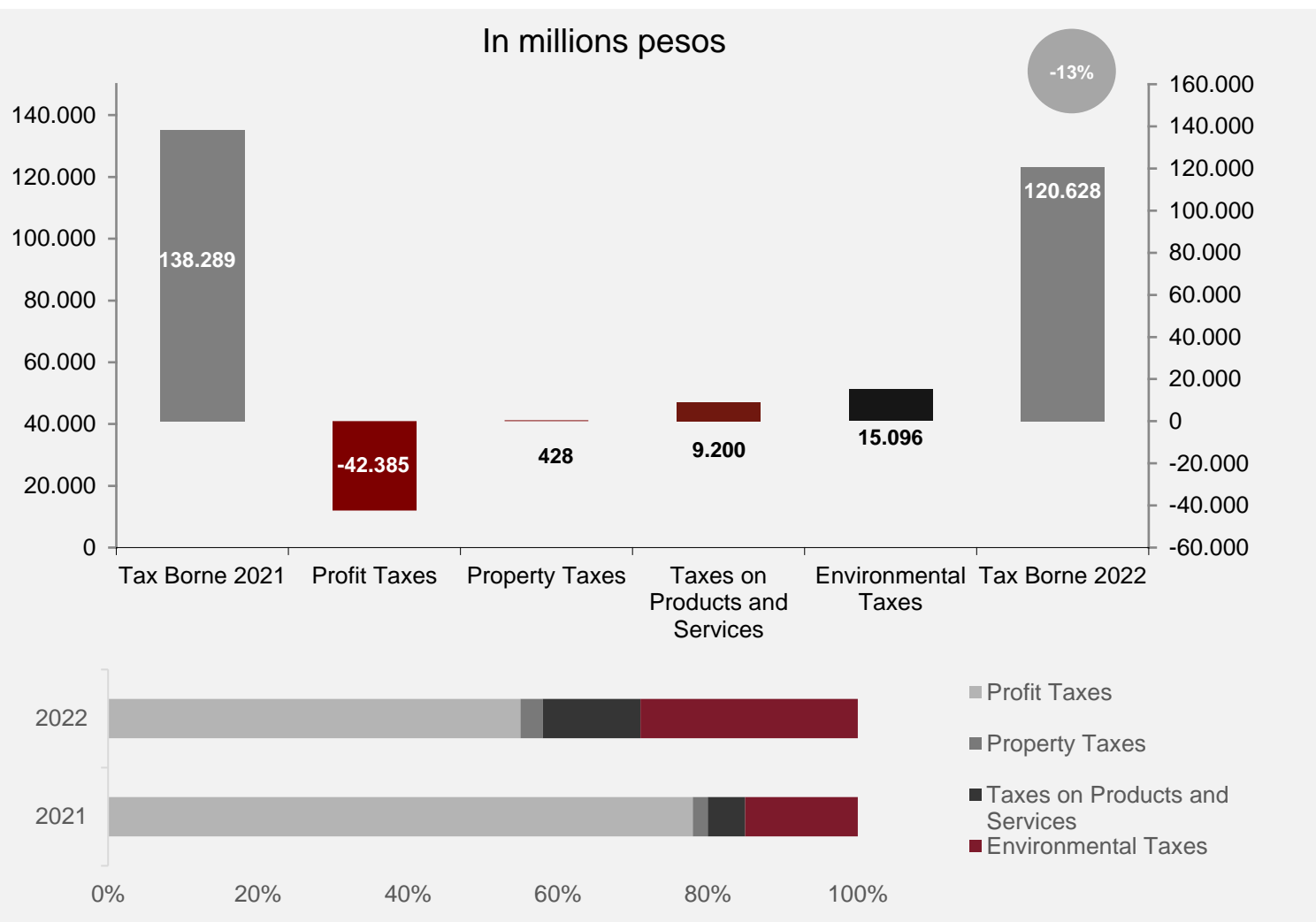
In addition to the above, **Taxes on Products and Services** suffered a **128%** increase compared to **2021**, mainly due to an increase of almost a 100% during 2022 compared to 2021, the latter was made to cover the payments related to fix assets and the work capital, which produced a higher **Stamp Tax**.



Property taxes increased by **15%**, mainly due to the revaluation of tax value in property, which is calculated on the sum of the taxable appraisals of real estate, and surcharge tax.

TTC of Enel Chile in 2022

Profile of taxes borne



Regarding the changes in the profile of **taxes borne**, it is worth noting the decrease in **Income Taxes**, with respect to **2021**.

This decrease is mainly a result of lower tax paid in **2022** due to losses generated due to a higher exchange rate, related to debts in US dollars.

Additionally to the latter, in **2022** tax losses were generated due to higher costs, related mainly to higher purchases and the increase of its price.

Such increase is lightly offset with the increase in the **Stamp Tax**, mainly due to a considerable increase in the indebtedness level in **2022**.

TTC of Enel Chile in 2022

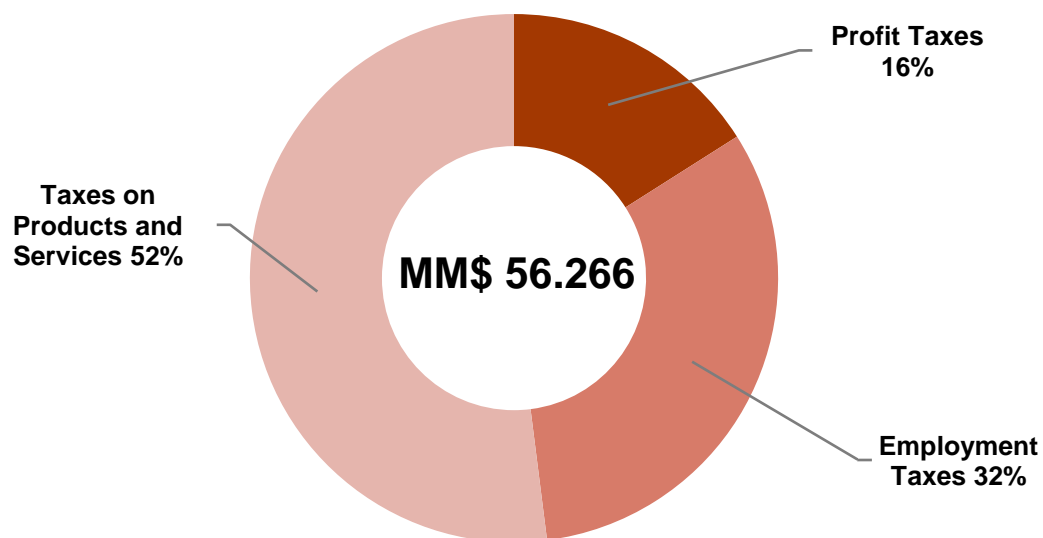
Analysis of taxes collected

Profile of taxes collected

The **taxes collected** by Enel Chile during **2022** amounted to **56.266 millions pesos**.

Taxes on products and services amount **29.124 millions pesos** which represents approximately **52%** of total **Tax Collected**.

Categories of taxes collected by Enel Chile in 2022



Taxes on products and services represent approximately **52%** of total **Tax Collected**, amounting to **29.124 millions pesos**. **98,9 %** of these taxes correspond to **VAT collected** and paid by Enel Chile and the remaining **1,1%** correspond to **Withholding taxes on fees**.



Employment taxes, amounting to **18.140 millions pesos** and representing **32%** of the total **Tax Collected**, are mainly composed of **withholdings on earned income (98,9%)** and employees **social security contributions (1,1%)**.



Profit taxes, which during **2022** accounted for **16%** of the total **taxes collected**, amounted to **9.002 millions pesos**, which corresponds entirely to **withholdings to non-residents**.

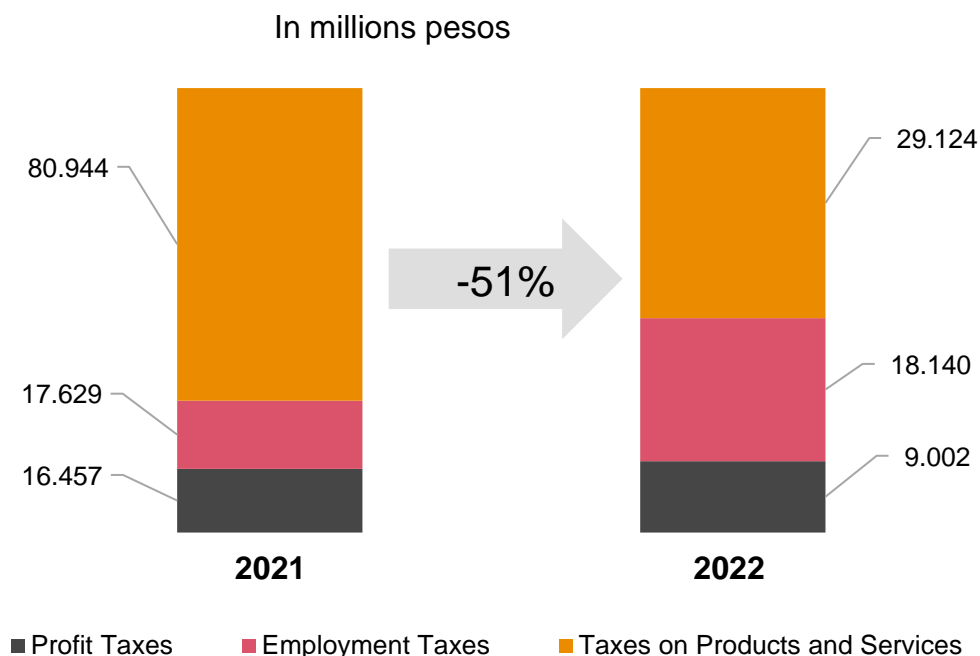
TTC of Enel Chile in 2022

Analysis of taxes collected

Trend of taxes collected

Tax Collected experienced a decrease in absolute terms of approximately **58.763 millions pesos**, which represents a decrease in relative terms **51%** in **2022** compared with **2021**.

Development of taxes collected by Enel Chile in 2022



One of the factors that led to the decrease of the **taxes collected**, is the decrease in **taxes on products and services** that suffered a **64%** decrease compared to **2021**, due to the increase in VAT credit for i) VAT refund requests that were paid for exempt importations ii) other VAT refund request (so called “27 bis”) for Cerro Pabellón; iii) Other VAT refunds requests that were paid in previous years and iv) higher values in energy and fuel purchases due to higher amounts that were purchased and increases on its prices.



Employment taxes increased by **3%** compared to the previous year and this is directly related to higher wages and salaries payments to employees mainly due to IPC adjustments.

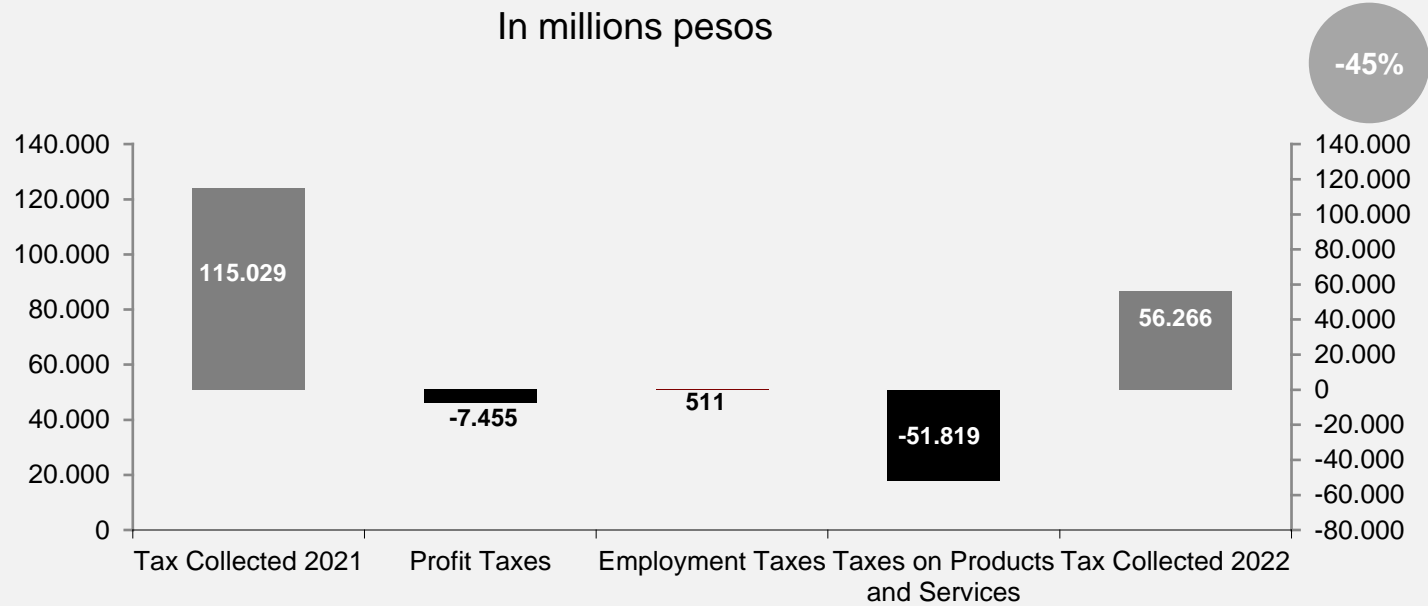


Regarding the **Profit taxes**, there was a decrease of **45%** compared to **2021**. The latter mainly due to lower dividends withholdings performed during **2022** compared to **2021**, due to the lower amount of revenues available to dividends.

TTC of Enel Chile in 2022

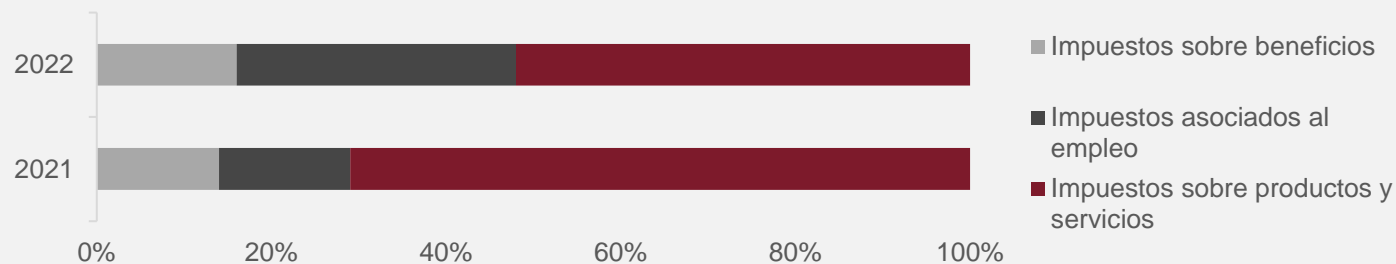
Analysis of taxes collected

In millions pesos



Regarding the changes in the profile of **taxes collected**, it should be noted that **taxes on products and services** maintain their leading role, notwithstanding the **64%** decrease.

Such decrease occurs mainly due to increases on tax credits, as consequence of higher prices that were paid on purchases and higher amounts of energy and fuel that were acquired.



TTC of Enel Chile in 2022

TTC indicators

Total tax contribution rate

Year	Ratio
2021	95%*
2022	7%*

The total tax contribution rate (TTCR) is calculated as **total taxes borne / earnings before taxes borne** [1] .



The 7% Total Tax Contribution ratio is produced, mainly due to higher earnings before taxes, as per during 2022 incomes were generated from the sale of Enel Transmisión Chile S.A., amounts that will be taxed on FY 2023.

[1] Earnings before taxes borne is not a traditional figure that can be found in the company's financial statements. Because many of the taxes borne are deductible for calculating earnings before taxes, they must be aggregated back to arrive at earnings before all business taxes borne in order to determine the denominator in the calculation.

TTC of Enel Chile in 2022

TTC indicators

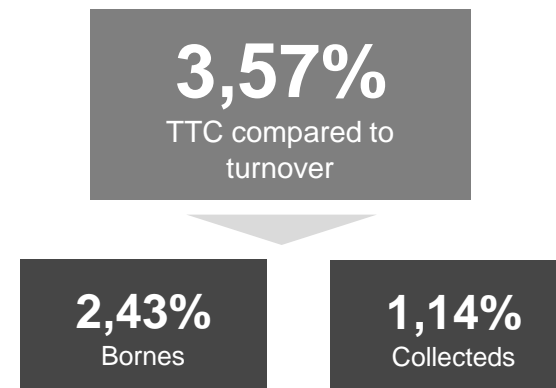
CTT compared to turnover



Enel Chile pays 3,57 Pesos in taxes for each 100 pesos of turnover, of which 2,43 pesos represents a direct cost for the Group.

TTC compared to turnover [2], is an indicator that shows the amount of the contribution made by the Company in relation to the size of its business.

For Enel Chile, the average ratio of the TTC to revenues is 3,57% in 2022. In other words, for every 100 pesos of the Company's turnover, 3,57 pesos are allocated to the payment of taxes, of which 2,43 pesos are **Tax Borne** and 1,14 pesos are **Tax Collected**.



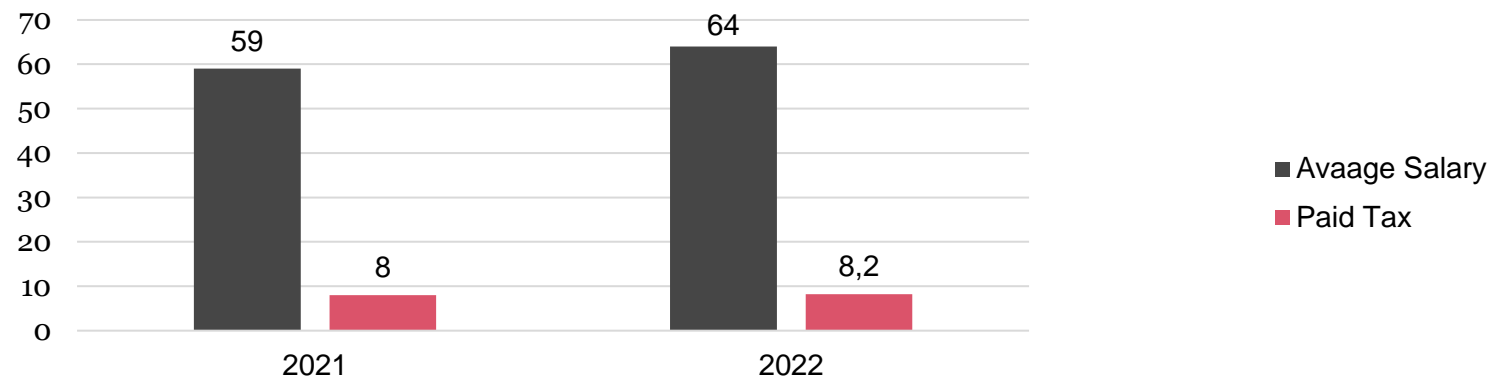
TTC of Enel Chile in 2022

TTC indicators

Taxes paid on wages and salaries per employee

Taxes paid on **wages and salaries per employee** is an indicator that allows to relate the level of employment to the associated taxes. This indicator is calculated by dividing the total taxes (borne and collected) related to employment by the number of employees.

Development of the average salary and Taxes associated with average employment at Enel



In **2022**, Enel Chile paid **8,2 millions pesos** per employee in employment taxes. The **total amount (100%)** corresponds to taxes collected on behalf of the employee.

In relation to the **average salary** paid by **Enel Chile**, it increased to **64 millions pesos**, mainly because during 2022 there were increases on wages and salaries due to IPC adjustment.



Average employment taxes remain constant over the period, in line with the magnitudes of wages and salaries and number of employees.

5. Comparative indicators



Some compared indicators


Effective corporate income tax contribution rate

We will now show a comparative chart of the effective corporate income tax contribution rate for a group of companies in the electricity sector at a national level, during the years, 2021 and 2022.

On the one hand, we will analyze the Effective Tax Rate "ETR" and on the other hand, the reasons that generate the differences between their nominal rate.

Our methodology is based on the public information available, since the tax expense data is information that companies must shared in their annual consolidated accounts, which allow us to perform comparative studies such as the one included in this section. ^[5]

^[3] Please refer to Methodology in Annex III



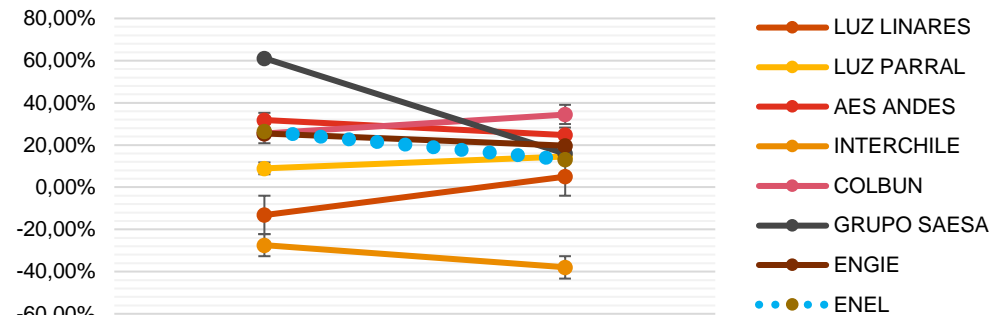
Comparative indicators

Comparison of Enel Chile's ETR with other companies in Chile

In relation to the effective tax rate (ETR), it is calculated as the ratio between **the corporate income tax expenses and earnings before taxes**. The chart below shows a comparison of Enel Chile's effective tax rate compared to other equivalent companies, regardless of whether they are in a profit or loss position.

Please note that for purposes of this report, it was only considered the information provided from the Financial Statements published by Enel Chile S.A and its subsidiaries.

Comparison of Enel Chile's ETR to other Chilean Companies from the electricity sector



Group	2021	2022
ENEL CHILE	13,07%	26,41%
LUZ LINARES	5,05%	-13,18%
LUZ PARRAL	14,50%	8,91%
AES ANDES	24,79%	31,78%
INTERCHILE	-38,00%	-27,50%
COLBUN	34,50%	25,40%
GRUPO SAESA	15,96%	61,11%
ENGIE	19,70%	25,44%
Average	14,93%	23,06%

Table N°1

Effective tax rate of Enel Chile	2021	2022
Nominal tax rate	27,0%	27%
Consolidated effective rate	13,07%	26,41%
Income or (loss) of the year in MM\$	(15.139)	(469.697)

Table N°2

Table 1 shows that the average effective rate for 2021 for electric companies in Chile amounts to 14,93%, approximately 1,9% higher than Enel Chile's ETR for the period, which amounted to 13,07%.

Enel Chile in 2022, shows a higher tax expense mainly due to, i) Differences between financial and tax cost generated in the sell of Enel Transmisión Chile S.A. during 2022; ii) The latter is partially offset with a lower tax expense, due to the higher monetary correction in 2022 due to the higher inflation.

The average ETR for the 2022 for electric companies in Chile amounts to 23,06%, which is below Enel Chile's ETR by 26,41%.

Comparative indicators

Comparison between Enel Chile's nominal and effective tax rate

In relation to the difference between the nominal rate in 2022 (27%) and the effective rate (23,06%), below are the elements that have an impact on the ETR.

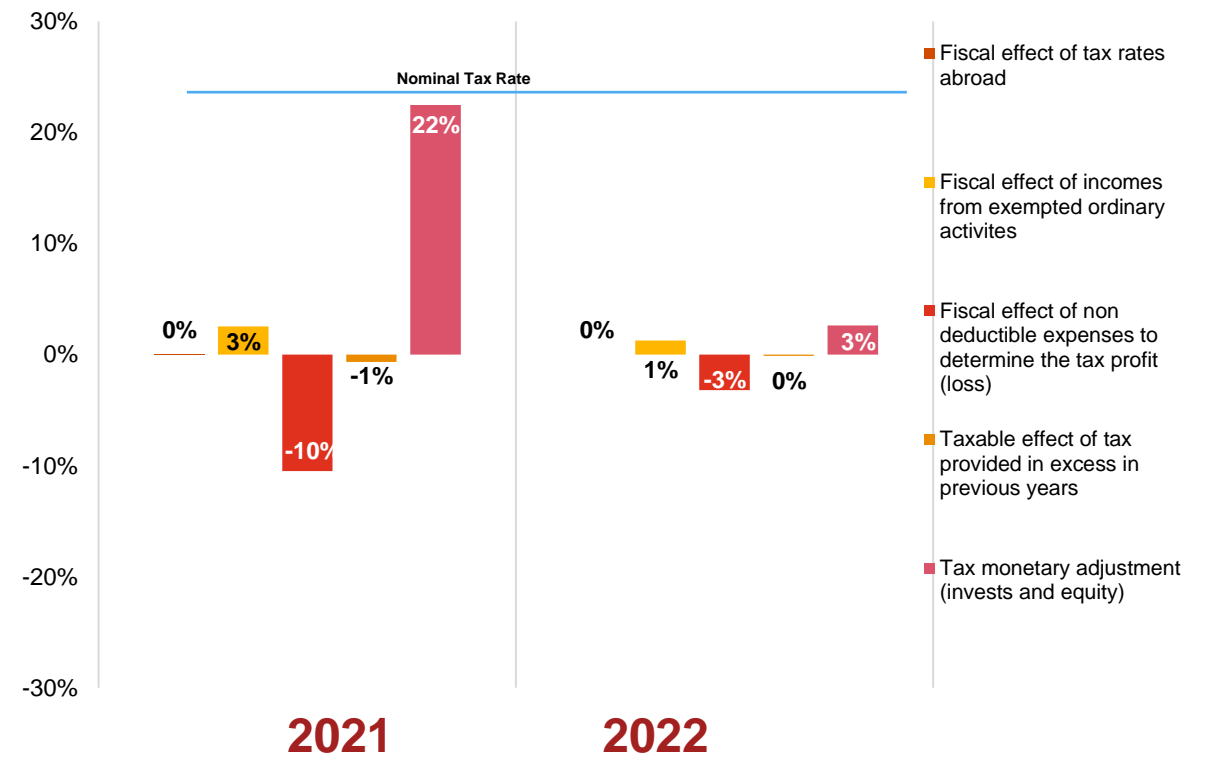
In millions pesos

Effective rate reconciliation	2021	2022
Incom tax accounted	15.139	469.697
Nominal Income tax (27%)	31.279	480.244
Difference	16.140	10.547

Permanents adjustments	2021		2022	
	MM\$	%	MM\$	%
Fiscal effect of tax rates abroad	97	0%	24	0%
Fiscal effect of incomes from exempted ordinary activities	2.931	3%	22.737	1,28%
Fiscal effect of non deductible expenses to determine the tax profit (loss)	-12.156	-10%	-56.916	-3,2%
Taxable effect of tax provided in excess in previous years	-773	-1%	-2.021	-0,11%
Tax monetary adjustment (invests and equity)	26.041	22%	46.724	2,63%
Total	16.140		10.547	

This chart shows the factors that favorably affect a decrease in the nominal rate (those with a negative impact below 0%), as well as those that affect it unfavorably (positive impact, above 0%)

Elements that have an impact on the nominal ETR



Source: PwC

Comparative indicators

Enel Chile's Tax Contribution in economic and social terms

In order to understand the magnitude of Enel's social contribution in 2022, we compared the amount of the Company's tax contribution with some social variables and macroeconomic data.

The Total Tax Contribution of Enel in 2022 amounted to 176.894 million pesos, which is equivalent to:



Source: www.dipres.cl



Source: www.dipres.cl



Source: PwC



Source: PwC



Source: : www.dipres.cl

* Public Finance Report, Budget Bill, Chile, 2022 https://www.dipres.gob.cl/597/articles-266626_doc_pdf.pdf

6. Other payments
made to the public
administration



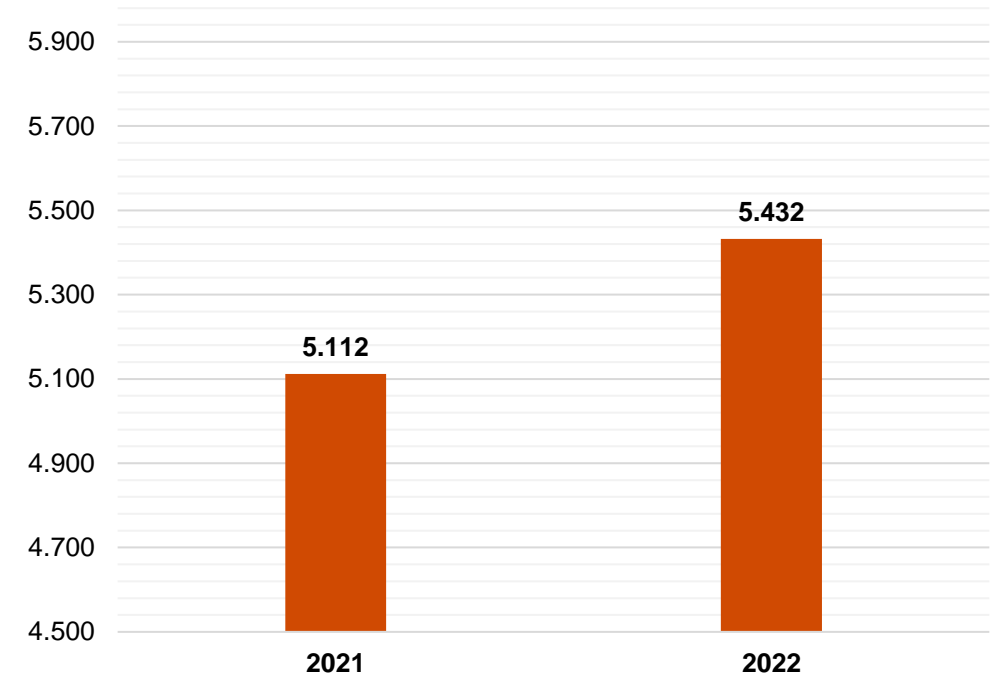
Other payments made to the public administration

Other payments made to Public Administrations

In addition to the **TTC**, it should be noted that Enel Chile makes other contributions to the **public authorities** in the places where it operates. These include maritime concessions, the non-water use patents and commercial licenses, among others.

During 2022, the payments performed by Enel Chile to the different **Public Authorities** amounted **5.432 millions pesos**, which correspond to an increase of 6,3% related to 2021, as follows:

- (i) **Commercial licenses:** represent 71% of the total amounts paid to the public administration. The amount for commercial licenses has increased 4,4% compared to 2021, mainly due to the fact that most of the companies pays the maximum legal amount of commercial licenses, and considering the increase on the UTM, the amount in Chilean pesos increased for the annual calculation.
- (ii) **Non-water use patents:** represent 26% of the total amounts paid to the public administration. This patent is a tax benefit that must be paid by the owner of a water right that has not been used in whole or in part, or otherwise, when the works for the collection or restitution of water have not been carried out, as required by the Law.
- (iii) **Maritime and Mining Concessions:** represent a quota nearly to 3% of the total payments made to public administrations.



7. Annexes



Annex I

TTC of Enel Chile in 2021

Financial Data	2021 MM\$
Entities N°	21
Employees N°*	2.196
Revenues*	2.855.230
Wages and Salaries*	129.760
Interests*	147.263
Earnings before taxes*	115.849
Earnings before Borne taxes*	145.830
Earnings after taxes*	100.710
Income Tax*	15.139

TTC Indicators	2021 MM\$
Total Tax Borne	138.289
Total Tax Collected	115.029
Total Tax Contribution	253.318

Borne Tax	2021 MM\$	Tax Collected	2021 MM\$
Income Taxes	108.307	Income Taxes	16.457
Real Estate Taxes	2.900	Real Estate Taxes	-
Employment Taxes	-	Employment Taxes	17.629
Taxes on products and Services	7.211	Taxes on products and Services	80.944
Environmental Taxes	19.871	Environmental Taxes	-
TOTAL	138.289	TOTAL	115.029

Lista de Impuestos	Category	Tax Borne or Collected	2021 MM\$
Corporate Income Taxes	Income Taxes	Borne	108.307
Withholding on payments of non-residents	Income Taxes	Collected	16.457
Tax on real estate	Impuesto sobre propiedades	Borne	2.900
Taxes withheld	Employment Taxes	Collected	17.491
Employee social security contributions	Employment Taxes	Collected	138
Non-Recoverable VAT	Taxes on products and services	Borne	1.949
Custom Duties	Taxes on products and services	Borne	512
Stam Tax	Taxes on products and services	Borne	4.749
VAT (Net Position)	Taxes on products and services	Collected	80.702
Withholding taxes on fees	Taxes on products and services	Collected	241
Pollutant emissions tax	Environmental Taxes	Borne	3.405
Hydrocarbon Tax	Environmental Taxes	Borne	16.466
TOTAL			253.318

Other regulatory Payments	2021
Mining and maritime concessions	113
Non-water uses patents	1.308
Commercial Licences	3.690

Total Payments to the Public Administration

TTC Indicators	
1 Total Tax Contribution Ratio*	95%
2 TTC compared with revenues	8,87%
2.1 Revenue's Tax Borne	4,84%
2.2 Revenue's Tax Collected	4,03%
3 Wages and salaries per employee	59
4 Taxes paid per employee	8,0

1. Tax Borne/ Earnings before taxes
2. Total Tax Contribution / Revenues
- 2.1. Tax Borne / Revenues
- 2.2 Tax Collected / Revenues
3. Wages and salaries / Average number of employees
4. Total employment taxes / Average number of employees

Annex II

List of Taxes

TAXES	STATE TAX	FEDERAL/ REGIONAL TAX	LOCAL TAX	TAX BORNE	TAX COLLECTED	SCOPE
PROFIT TAXES						
INCOME TAX	✓			✓		✓
ADVANCE PAYMENT OF INCOME TAX	✓			✓		✓
WITHHOLDING TAX(SERVICES AND FINANCIAL INTEREST)	✓				✓	✓
WITHHOLDING TAX ON SERVICES	✓				✓	✓
WITHHOLDING TAX ON DIVIDENDS PAID TO FOREIGN SHAREHOLDERS	✓				✓	✓
PROPERTY TAXES						
TAX ON REAL PROPERTY	✓			✓		✓
SURTAX						
EMPLOYMENT TAXES						
EMPLOYEES SOLE TAX	✓				✓	✓
EMPLOYEES IN FONASA					✓	✓
TAXES ON PRODUCTS AND SERVICES						
VALUE-ADDED TAX	✓				✓	✓
WITHHOLDING TAXES ON FEES	✓				✓	✓
NON-RECOVERABLE VAT				✓		✓
STAMP TAX	✓			✓		✓
AD-VALOREM	✓			✓		✓
ENVIRONMENTAL TAXES						
TAXES ON POLLUTING EMISSIONS (PAID AS OF 2018)	✓			✓		✓
SPECIFIC TAX ON OIL	✓			✓		✓
OTHER PAYMENTS MADE TO THE PUBLIC ADMINISTRATION						
COMMERCIAL LICENSES		✓		✓		✓
NON-WATER USE PATENT	✓			✓		✓
MINING AND MARITIME CONCESSIONS						

Annex III

Methodology for the comparative analysis of the effective tax rate in corporate income tax

The analysis has been carried out on the basis of public information, no direct contact has been made with any of the companies.

For these purposes, the effective tax rate (ETR) was calculated as the ratio of the corporate income tax expense divided by the earnings before taxes, both numbers being taken from the consolidated income statement of the year.

In this regard, the average of the last two years available (2022 and 2021) as well as the upper and lower quartiles have been used to illustrate the results:

Narrow arithmetic average

Our conclusions regarding the individual analysis of companies are based on a statistical analysis of the ETR. In this type of analysis, there are usually elements that distort the mean, such as non-recurring operations or exceptional elements, which must be eliminated in order to draw reasonable conclusions about the studied sample.



This document has been prepared for general guidance on matters of interest and does not constitute professional advice. No action should be taken on the basis of the information contained in this document without obtaining specific professional advice. . No representation is made or warranty given (express or implied) as to the accuracy or completeness of the information contained herein and, to the extent permitted by law. - PricewaterhouseCoopers Consultores Auditores Compañía Limitada, its partners, employees or collaborators do not accept or assume any obligation, liability or duty of diligence in respect of the consequences of any action or omission on their part or on the part of any third party based on the information contained in this document or in respect of any decision based on it.

© 2023 Landwell - PricewaterhouseCoopers Consultores Auditores Compañía Limitada. All rights reserved. "PwC" refers to PricewaterhouseCoopers Consultores Auditores Compañía Limitada, a member firm of PricewaterhouseCoopers International Limited, each of which is a separate and independent legal entity.